

ALL Y'ALL FIBER

FIBER ARTS FOR ALL Y'ALL

OFFICIAL MAGAZINE OF
THE 13TH ANNUAL OXFORD FIBER FESTIVAL

January 18-22, 2023

GUEST SPEAKERS

Peter MacDonald

Jane Tardo



Join the Show
New County Fair
Competition
Page 16

SEWING ROOM
AFTER PARTY
PAGE 20

CLASSES AND IN PERSON MARKET
JANUARY 20 & 21, 2023

INSIDE



03 SPECIAL GUESTS
Peter MacDonald: Scottish Tartan Historian
Jane Tardo: Interactive and Visual Fiber Artist

06 VENDORS
See the full list with Interviews, Previews, and Meet the Makers

13 CLASSES
Offering both online and in person

16 JOIN THE SHOW
Find our pattern for our first County Fair Style competition and join the fun

19 SCRAPPY SUNFLOWER
This beautiful crochet Square is featured in two classes in January

20 SEW MUCH MORE
Everything else we're excited about



TOP: SARAH ALGER OF DYEING WISHES YARN CO
BOTTOM: GETTIN' BATTY WITH IT WITH Q FROM THE FOLDOUT CAT
RIGHT: THIS YEAR'S COUNTY FAIR COMPETITION PROJECT FROM HOLLY DYEWORKS



HOSTED IN PART BY



Yoknapatawpha Arts Council



WELCOME

We are so delighted you are here

I was 3 years old the first time my grandmother put knitting needles in my hands. They were yellow plastic, bent from years of being shoved in the bottom of her bag. Over the years her constant refrain become "Don't worry about what comes next, just remember what we're doing now" as we continued to work on my skills and grow my craft.

Remember what we're doing now. We are leaning into to a community of makers and artists who cherish traditional handcrafts and uphold their memories every day. We are putting together pieces of a community and weaving a network of culture, inspiration, and practice.

We are spinning yarns, weaving tapestries, knitting circles.

These days, my grandmother does not remember me or even how to knit. I show her my work and she shows the polite interest of a stranger. But I still make this magic for her.

My gift to future generations is space for learning and remembering. I dedicate this, the 13th Annual Oxford Fiber Festival to my Nannie and all of the makers who made us.

Join us won't you?
STACEY SANFORD
Festival Coordinator

This festival is dedicated to all of the makers who made us.



Friends of Lafayette County & Oxford Public Library

A branch of First Regional Library
www.firstregional.org



Lafayette Oxford Foundation for Tomorrow



mac

mississippi arts commission
support inspire enrich





SPECIAL GUESTS

Peter MacDonald
Scottish Tartan Historian
Edenborough, Scotland

Jane Tardo
Fiber artist and teacher
New Orleans, LA



The **13th Annual Oxford Fiber Festival** is honored to bring two special guests for this year's programming.

On **Wednesday, January 18th at noon** the Friends of the Lafayette County and Oxford Public Library will host our first **Learning Lunch with Mr. Peter MacDonald, Scottish tartan historian.**

This live, online presentation of The History of Tartan will include lunch. Mr. MacDonald will lead us through a discussion on the history, importance, and uses of traditional Scottish tartan patterns and pieces. This presentation is free and open to the public. Registration encouraged.

Mr. MacDonald will join us again, virtually, on Thursday, January 19th at noon at the University of Mississippi Museum. In this second Learning Lunch. We will cover identification and creation of tartan patterns. Again, this event is free but registration is encouraged.

TOP: MR. PETER MACDONALD WILL PRESENT TWO LEARNING LUNCH PRESENTATIONS
BOTTOM: JANE TARDO WILL PRESENT HER HAUNTED HEARSE AND SPEAK AT THE FESTIVAL RECEPTION ON FRIDAY JAN 20

Register for these events
and more at
OxfordFiberFestival.com

LEFT: MR. PETER
MACDONALD
FAR LEFT: CAT
BOYFRIEND BY JANE
TARDO

FREE Learning Lunches

Wed Jan 18 @
Noon- LCOPL

Thurs Jan 19 @
Noon- UM Museum

Reception

Fri Jan 20 @ 5:30
The Powerhouse

Installation

Sat Jan 21
The Powerhouse



On **Friday, January 20th at 5:30 pm** the Oxford Fiber Festival will host our annual reception at the Powerhouse Community Arts Center. The reception will feature our second speaker and artist Jane Tardo of New Orleans. Jane will present a lecture discussing "What Is Fiber Art?" and provide interesting details about the transformation of the fiber arts through time.

On **Saturday, January 21st** Jane will also be installing their mobile, interactive, self contained gallery titled "The Haunted Hearse" as part of the Oxford Fiber Festival.

Access is only available by cellphone which is inserted into a miniature, remote controlled roller coaster and driven throughout the gallery space.

After 60-90 seconds your phone is returned to you with a video presentation of Jane's work.

This year's Speaker Presentations and installation are made possible by the **Friends of the Oxford Fiber Festival**.

They are presented for free and are open to the public.

SPECIAL THANKS TO:



SCAN THE QR CODE
BELOW FOR MORE
INFORMATION AND
REGISTRATION DETAILS



OUR GALLERY DISPLAY IS SPONSORED BY

Atlanta  Kilts
Celebrate Your Heritage



For all your formal and informal occasions, we have a kilt for you.
Use Coupon Code: **OXFORD** for 10% off.

1275 Buford Hwy
Suite 105
Suwanee, GA 30024

877-411-KILT
678-651-3559
KiltRent@gmail.com

Atlanta Kilts
www.AtlantaKilts.com

VENDORS

WHO ALL OVER THERE?



FRIDAY AND SATURDAY
JANUARY 20 & 21, 2023



The Foldout Cat Huntsville, AL

@FoldoutCat
FoldoutCat.com

Liza Q. Wirtz, better known as Q makes and sells one-of-a-kind art batts built from the Foldout Cat's unique Batt Buffet, featuring Merino wool, Angelina, bamboo, silk, and more. Find her as FoldoutCat on Facebook, Instagram, Pinterest, TikTok, and Twitter and on her website, foldoutcat.com.



String Theory Colorworks Orlando, FL

@StringTheoryColorworks
store.selfstripping.com

I specialize in self striping yarns with a science theme. I bring my scientific background into everything I do, from the yarn names to my very precise dyeing technique, to my huge lab notebooks for writing down my recipes and techniques. More recently, we've added another cool, sciencey thing to our lineup—3d printed yarn boxes and storage boxes for notions!

MY WHOLE CAREER STARTED WITH TELLING MY HUSBAND "WOULDN'T IT BE COOL IF....?" I ALWAYS FEEL LIKE I WON THE LOTTO BEING ABLE TO DO THIS AS MY JOB. - STRING THEORY COLORWORKS



Dyeing Wishes Yarn Co. New Hampshire

@DyeingWishesYarnCo
DyeingWishesYarnCo.com

I bought my respirator mask, goggles, and my first pan, yarn, and dyes at the end of 2021, I dyed my first skeins in January of 2022. I love the creativity, the artistry, the freedom, and the community that all comes with dyeing yarn, and I know I've finally found my true calling.



Arella Farms Lamar, MS

@Arella_Farm
ArellaFarm.com

Our primary focus up to this point has been on agritourism. We continue to delight in educating the public about alpacas, goats and pigs. We love hosting our annual "Brunch with Santa & the Alpacas" as well as field trips and birthday parties. One of our most popular products, alpaca felted goat soap, is a wonderful combination of both animals!



Above: Sandra Forbes and friend of Arella Farm



Cesium Yarn Roanoke, VA

@Cesiumyarn
cesiumyarn.com

Cesium Yarn is run by wife-and-wife team Cat and Penny Stricklin with support from their dog, Pixie. At Cesium we believe that the fiber arts are a powerful force for good in the world. Much of our time and effort in our business goes to maximizing that potential. Our most recent initiative is our anti fat tax discount, which aims to increase the accessibility of yarn to people living in fat bodies.



Above: The Yarn Adventure Truck
Below: String Theory Colorworks



Yarn Adventure Truck Berryville, AR

@YarnAdventureTruck
YarnAdventureTruck.com

We are a local yarn store on wheels featuring over 50 indie dyers, makers, and designers. We specialize in hand-dyed yarns and handmade fiber notions and accessories and travel from Arkansas across much of the country. The Yarn Adventure Truck travels to fiber festivals, yarn stores, and even yarn parties to bring handmade fiber goodness to you!



Across Generations Wagoner, OK

@AcrossGenerations
etsy.com/shop/AcrossGenerations

I am a dyer, weaver, embroiderer, and fourth generation rug hooker I am trained and work as a biologist when I am not teaching or vending at fiber festivals. It is this training that feeds my interest and curiosity of natural dyes. I have been a student and teacher of natural dye information for more than 25 years. This will be our sixth year at the Oxford Fiber Festival. We look forward to meeting you and helping with all your natural dye and rug hooking needs..



Gina Levesque of Across Generations



Beautiful Batts by The Wren Wife

Mawufemor

**Mawufemor
Oxford, MS** @MawufemorApparel
www.mawufemor.com

I am a Ghanaian living in Oxford MS with my husband John, 2 children and a 3rd on the way. I recently won first place for the second time at the 2022 Gumtree Festival in Tupelo MS. My African print fabrics are mostly sent to me from Ghana.



African print bags by Mawufemor



Helen Creative Oxford, MS

@helencolquett

HELEN CREATIVE LLC

I have always tried to find ways to keep things out of the trash, so here we are! Reselling clothes was a starting point, but some items had shot elastic or a snag. I got to work on making up cycled bags and scrunchies!



The Wren Wife Lincoln County, MS

@TheWrenWife
etsy.com/shop/TheWrenWife

The Wren Wife started as a way to support small farms and businesses. My goal is to work with U.S. farms and mills and bring completely U.S. farm-to-yarn products with natural dyes and non-superwash bases. The Wren Wife serves the local community by sending 10% of all profits to the food pantry of We Will Go Ministries in Jackson, Miss..



Helen and handmade Scrunchie

FOR MORE: VISIT OXFORDFIBERFESTIVAL.COM/VENDORS

Applications for our 2024 festival open on January 23, 2023. You can find our terms and conditions as well as the application on OxfordFiberFestival.com/2024

-- ADDITIONAL VENDOR LIST --

Jems Luxe Fibers
Vicksburg, MS

Little Bit Acres
Coldwater, MS

SPARKLE Studio
Huntsville, AL

Bailey Fletcher
Memphis, TN

Holly Dyeworks
Pascagoula, MS

The Traveling Yarn Yogi
Grayson, GA

Theodora's Pearls
Colorado

Two Dog Designs
Calhoun City, MS

Tutwiler Quilters
Tutwiler, MS

Forbidden Fiber Co.
Brighton, TN

TranQuill WaterZ
Southaven, MS

Mountain Meadows Farm
Franklin, NC

CWSG Co-Op

Alyssia's Crochet

DeSoto Arts Council

FEATURED ONLINE VENDOR

You Shouldn't Panic Jackson, MS

We have an online conversation scheduled for Sunday January 22 at 1:00, but enjoy this sneak peek of our featured online vendor You Shouldn't Panic.

Tell me, who are you and what do you do?

-- We are a husband and wife team, Scott and Aimée. We live in Jackson with our 13 year old twins and our two cats.

How did you come up with the name You Shouldn't Panic?

-- It's a tribute to Douglas Adams' "Don't Panic" from the Hitchhiker's Guide to the Galaxy. And generally good advice.

And what exactly do you make for makers?

--The first fiber arts related item we made was a stand to hold a row counter upright.

You Shouldn't
PANIC
3-D PRINTING

Custom Printed Yarn
Bowls and Craft
Accessories

<https://youshouldntpanic.myshopify.com/>
Jackson, Mississippi

You Shouldn't Panic Interview continued

Aimee had crocheted one for herself from a pattern found online, but plastic is a better tool for that job so she asked Scott to design and print one. That gave us the idea to see what tools other people had created which led us to the yarn bowls, notion bowls, and decorative knit themed items.

Do either of you knit or crochet?

--Aimée does both and is a member of the Craftmen's Guild of Mississippi for knitting. Her crafting brand is Chonky Kitty Fiber Arts.

What is your favorite product you are currently making?

-- The yarn bowls in rainbow are the best seller by far, but the product we have enjoyed the most to make has been the tessellating Escher style Lizards. We offer a lot of color options, allowing the customer to choose the color of the 54 lizards as well as the color of the box. I love seeing the color combinations that our customers come up with! It is just delightful!



Continue the conversation online on Sunday Jan 22 at 1:00.
Register at OxfordFiberFestival.com.

**WE WANT TO THANK
PROMISED FIBERS FOR BEING AN
ANNUAL PARTNER AND SENDING US
CESIUM YARN
ALYSSIA'S CROCHET &
DYEING WISHES YARN CO.**

**TO LEARN MORE ABOUT PROMISED
FIBERS AND THEIR WORK TO
SUPPORT ARTISTS AND MAKERS,
PLEASE VISIT PROMISEDFIBERS.COM**



Meet the Past and Present Promised Fiber Makers at their Meet
The Maker Hour from 1-2 on Saturday.

MEET THE MAKERS

We hope you enjoy each of our makers and artists. To ensure opportunities to hear everyone's stories, we have curated a full Saturday of Meet the Makers hours. Don't forget to complete your Festival Crawl Card as well!

9:00-10:00

Across Generations, Holly
Dyeworks, Arella Farm, String
Theory Colorworks



10:00-11:00

Helen Creates, DAC, CSWG,
Mountain Meadow, TranQuill
WaterZ, Bailey Fletcher



11:00-12:00

SPARKLE Studio, The
Tutwiler Quilters, Theodora's
Pearls, Mawufemor



12:00-1:00

The Travelling Yarn Yogi,
Adventure Truck



1:00-2:00


Alyssia's Crochet, Dyeing
Wishes Yarn Co., Cesium Yarn



2:00-3:00

Forbidden Fiber, Little Bit
Acres, Jems Luxe Fibers, The
Wren Wife, Two Dog Designs,
Foldout Cat





**"ART IS NOT A
HANDICRAFT, IT
IS THE
TRANSMISSION
OF FEELING
THE ARTIST HAS
EXPERIENCED."**

LEO TOLSTOY



Gettin' Batty



Baby Beanie

Friday January 20 **CLASSES**

**Color Confidence:
Uncovering Your Ability to
Work with Colors in Knitting**
Jennifer Miller of Theodora's Pearls
12:30-2:00
Powerhouse Classroom 1

**Gettin' Batty with It: Art-
Batt Tools and Techniques**
Q of Foldout Cat
2:00-5:00

Powerhouse Classroom 1

Embroider Your Knitting
Marla Morris of Ruby Thimble
10:00-12:30

Powerhouse Classroom 2

Wool Felt Applique
Andi Bedsworth
1:00-3:00

Powerhouse Classroom 2

**Welcome Baby Beanie
Class: Crochet**

Katie Clark of Katie Clark Crochet
3:00-5:00

Powerhouse Classroom 2

Color Theory for Dyers
Gina Levesque of Across Generations
9:00-4:00 with lunch break
Powerhouse Classroom 3



*Embroider
Your
Knitting*



Wool Felt Applique



Color Theory

SATURDAY JANUARY 21

Stretching and Flexibility

Angie Reach
9:00-9:30

Fixing Knitting Mistakes

Katie Clark
9:30-11:30

Project Bag Make-n-Take, SEWING

Marla Morris
11:30-2:30

Beyond Plain Weaving: Pick Up Sticks

Angela Schneider
2:30-5:00

Freestyle Weaving

Q of Foldout Cat
9:00-12:00

Shawl Cuff Design

Abigail Knits
12:00-1:00

Making A Sweater That Fits *Knit or Crochet*

Katie Clark
1:00-4:00

Scrappy Sunflower Bag

Alyssia Adventures
4:00-5:00

Stranded

Colorwork: Ladder Back Jacquard
Jennifer Miller
9:00-10:30

Scrappy Sunflower Square

Alyssia Adventures
10:30-11:30

Double Knitting

Duke of Nikko
11:30-2:00

Natural Primaries

Gina Levesque
2:00-5:00

ADDITIONAL CLASSES AT THE WELCOME DESK



Scan this QR Code to register for all in person classes before they fill up.
OxfordFiberFestival.com/Classes

Cast On Party: Shawl

Abigail Knits
9:00-10:00

Pin Loom Party

Angela Schneider
10:00-12:00

Triloom Button Beanie

SPARKLE Studio
12:00-2:30

Luceting

SPARKLE Studio
2:30-5:00

SUNDAY JANUARY 22

Double Knit ONLINE

Duke of Duke of Nikko
9:30-12:00

This is an online, encore offering for his popular Double Knit In Person class on Saturday



Set Up for Sewing ONLINE


Andi Bedsworth
12:00-1:00


This is a free class for anyone interested in setting up a sewing space or learning more about sewing class offerings and programs in Oxford, MS.

You Shouldn't Panic, online Vendor Highlight

Aimee and Jonathan
1:00-2:00

Love their magazine interview on pages 9 and 10? Well come learn more and meet them *virtually* in person at this online reception and vendor highlight.

 @eurekafiberfest

 @eurekafiberintheozarks



- Classes
- Marketplace
- Events
- Fiber Fun!

EUREKA!

Fiber in the Ozarks

March 16-18, 2023

Eureka Springs Community Center
44 Kingshighway Eureka Springs, AR 72632
www.eurekafiberintheozarks.com

JOIN THE SHOW

Knit-A-Long and County Fair style Competition

We invite YOU to join our first county fair style competition. Sign up, complete the pattern below, and bring it with you on January 21, 2023.

Our panel of judges will award prizes for Best in Show, Colorway Confidence, Floats like a GOAT and MORE.

Note: The pattern is free, entry fee to compete for cash and prizes is \$10.

Oxford Brickwork Cowl Design by Eve Noelle Hildebrandt

Size: 34" around & 9 ½ tall

Yarn: Holly Dyeworks-Pine Twist Trio/Cloisters Tapestry-

75% superwash merino/25% nylon-693 yards

(each 50g skein has 231 yards) /150g/fingering weight

Needles: US 6/4.00 mm-32" circular

Notions: Stitch marker, tapestry needle

Gauge: 5.5 stitches per inch

Notes: This pattern is inspired by the Mississippi town of Oxford, and it's colorful history. I decided to number my three colors: teal (C1), burgandy (C2), and lavender (C3); but you are free to mix it up if you so desire. There is no wrong way to sequence your colorways. One other note: when you are working

Instructions

Using the long-tail method cast on 180 stitches with 2 strands of C1, and place marker before joining in the round.

Edging:

1. Knit.
2. Purl.
3. Knit.
4. Purl.
5. Knit.
6. *P5, K1 winding yarn three times around needle, repeat from * till marker. Cut C1.

Body:

1. Switch to C2: *K5, sl1 purlwise dropping extra loops, repeat from * till marker.
2. *K5, sl1, repeat from * till marker.
3. Repeat step 2 twice more.
4. K2, *K1 winding yarn three times around needle, K2, sl1, K2, repeat from * till 4 stitches remain, K1 winding yarn three times around needle, K2, sl1. Cut C2.
5. Switch to C3: K2, *sl1 purlwise dropping extra loops, K5 (you will knit the slipped stitch from the last section), repeat from * till 4 stitches, sl1 purlwise dropping extra loops, K3.
6. K2 *sl1, K5, repeat from * till 4 stitches remain, sl1, K3.
7. Repeat Step 6 twice more.
8. K2, *sl1, K2, K1 winding yarn three times around needle, K2, repeat from * till 4 stitches remain, sl1, K2, K1 winding yarn three times around needle. Cut C3.
9. Switch to C1: *K5 (you will knit the slipped stitch from the last section), sl1 purlwise dropping extra loops, repeat from * till marker.



10. *K5, sl1, repeat from * till marker.

11. Repeat Step 10 twice more.

12. K2, *K1 winding yarn three times around needle, K2, sl1, K2, repeat from * till 4 stitches remain, K1 winding yarn three times around needle, K2, sl1. Cut C1.

13. Switch to C2: K2, *sl1 purlwise dropping extra loops, K5 (you will knit the slipped stitch from the last section), repeat from * till 4 stitches, sl1 purlwise dropping extra loops, K3.

14. K2 *sl1, K5, repeat from * till 4 stitches remain, sl1, K3.

15. Repeat Step 14 twice more.

16. K2, *sl1, K2, K1 winding yarn three times around needle, K2, repeat from * till 4 stitches remain, sl1, K2, K1 winding yarn three times around needle. Cut C2.

17. Switch to C3: *K5 (you will knit the slipped stitch from the last section), sl1 purlwise dropping

extra loops, repeat from * till marker.

18. *K5, sl1, repeat from * till marker.

19. Repeat Step 18 twice more.

20. K2, *K1 winding yarn three times around needle, K2, sl1, K2, repeat from * till 4 stitches remain, K1 winding yarn three times around needle, K2, sl1. Cut C3.

21. Switch to C1: K2, *sl1 purlwise dropping extra loops, K5 (you will knit the slipped stitch from the last section), repeat from * till 4 stitches, sl1 purlwise dropping extra loops, K3.

22. K2 *sl1, K5, repeat from * till 4 stitches remain, sl1, K3.

23. Repeat Step 22 twice more.

24. K2, *sl1, K2, K1 winding yarn three times around needle, K2, repeat from * till 4 stitches remain, sl1, K2, K1 winding yarn three times around needle. Cut C1.

Repeat Steps 1-24 twice more, and then Steps 1-4 once more.

Edging:

1. Switch to C3: Knit.

2. Purl.

3. Repeat Steps 1 & 2 twice more.

4. Cast off.

Finishing:

Weave in ends, wet block, and enjoy!



We want to send a HUGE shoutout to Eve Noelle Hildebrandt of Holly Dyeworks for writing and suppling this pattern for the festival. Oxford Fiber Festival is celebrating 13 years become of artists and makers like YOU.

County Fair submissions may be entered by mail. Please include a self addressed, stamped envelope if you would like your item returned. All items not returned will be considered donated to the Oxford Fiber Festival to provide continued support to the festival.

Please mail items to YAC P.O. Box 544, Oxford, MS 38655

STAY WITH US

More @ OxfordFiberFestival.com/staywithus

WITH POOL



TOWNHOUSE



MAGNOLIA COTTAGE

Visit Oxford and enjoy the weekend with us. We have hand picked these special locations to host you during our Festival.



3 BR HOUSE



SCRAPPY SUNFLOWER

Alyssia will be leading two classes around this Scrappy Sunflower Square Pattern. Join her for " Making Scrappy Sunflower Squares" (Saturday 10:30) and "Scrappy Sunflower Square Bag" (Saturday 4:00). Registration online at OxfordFiberFestival.com/inperson

Scrappy Sunflower Square from Alyssia's Crochet

Materials: 5.00 mm crochet hook, assorted yarn (minimum of 4 colors), Scissors , Yarn darning needle

For this project, you will need a total of 18 squares for the body of the bag. I recommend weaving in ends after each round so you can see your squares more neatly.

Body/Squares

Create a magic ring.

Round 1: ch 3 (counts as a double crochet), 15 dc into magic ring, st sl at the top of the ch 3 from the beginning. Cut yarn and sew in the ends. (16)

Round 2: change color. ch 2, *loop over and pull yarn up from the first stitch until you have 7 loops on your hook, then yarn over and pull through all 7 loops, ch 1*, *repeat* until the end of the row, st sl at the top of the first puff stitch. Cut yarn and weave in the ends. (16)

Round 3: change color. ch 2, do 3 incomplete dc in the same stitch, then loop over and pull yarn through the 4 loops on your hook, ch 2, *4 incomplete dc into next stitch, loop over and pull through all 4 loops, ch 2*, repeat until the end of the row, st sl at the top of the first stitch. Cut yarn and weave in the ends. (16)

Round 4: change colors. ch 4, 2 trc into the same stitch, *3 dc into the next stitch, 3 hdc into the next stitch, 3 dc into next stitch, in the following stitch crochet {3 trc, ch 2, and then 3 more trc} into same stitch to create the corner of your square*, *repeat sequence 2 times*, 3 dc into the next stitch, 3 hdc into the next stitch, 3 dc into the next stitch, 3 trc into the starting stitch, ch 2 and st sl at the top of your ch 4. Cut yarn and weave in the ends.



EVERYTHING ELSE

BIG DREAMS

FRIENDS FOREVER

The Oxford Fiber Festival wants to take a moment to thank our **FRIENDS** for continually supporting our mission.

We could not do this without you. This year, the **FRIENDS OF THE OXFORD FIBER FESTIVAL** brought us Mr. Peter MacDonald, Jane Tardo, and launched our SEW COMMUNITY program that provides sewing machines for classes and in home use.

This year our goal is to make **250 Friends** and launch even more year round programming.

Our Friends will gain access to online recaps from this year's festival, free entry into our County Fair, free winding services at the festival and MORE.

Your support will grow our festival, grow our programming, and grow our roots for many years to come.



IN-PERSON

SEWING MACHINES FOR CLASS OR RENT

It's happening! A long awaited project is finally launching this fall. The Oxford Fiber Festival is proud to present our Sew Community of sewing machines and sergers for public use. The machines are free to use at sewing classes and workshops, or available to rent for home use. See more at OxfordFiberFestival.com



ONLINE

SPOONFLOWER SHOP

What goes better with a sewing machine than yards of fabric?

The All Y'all Fiber Spoonflower shop is now open! Peruse these custom fabric designs and consider adding one of your own. Through funding from LOFT the Oxford Fiber Festival was able to host workshops and demonstrations for local artists and makers and expand our programming to include new, custom printed fabrics.

Sales of these fabrics go directly to support our Sew Community program, classes at the festival, children's programming and MORE.

What can you make with our designs? The fabrics come in everything from cotton to canvas to wallpaper! Need more ideas? Be sure to check out our SEW COMMUNITY sewing guide available soon at OxfordFiberFestival.com.

Help us reach our annual goal and join at OxfordFiberFestival.com/Friends today